



GUILFORD OF MAINE ANCHORAGE FABRIC COLOR CHART



White*
2664



Birch
2129




Vanilla
2130



Angora
2035




Goose
2049




Slate
2017



Wolf
2027



Quarry Blue
2026




Waterfall
2691




Pool
2842



Eucalyptus
2047




Cumin
2050




Green Apple
2087




Willow
2028




Fern
2840




Sunshine
2082




Straw
2034




Goldenrod
2090




Lemon
2839




Pumpkin
2021




Geranium
2084




Poppy
2091



Red Delicious
2014



Mulberry
2044




Aubergine
2036

While we make every effort to make sure the colors you see here are accurate, colors may vary depending on your screen resolution and settings. Samples may be requested through the website.




GUILFORD OF MAINE ANCHORAGE FABRIC COLOR CHART




Asteroid
2053



Fossil
2093




Graphite
2079



Coffee Bean
2083




Onyx
2016




Lapis
2094




Thistle
2085




Cobalt
2045




Midnight
2025




Orchid
2843



Turquoise
2841



Pine Needle
2022



Deep Water
2051

While we make every effort to make sure the colors you see here are accurate, colors may vary depending on your screen resolution and settings. Samples may be requested through the website.

