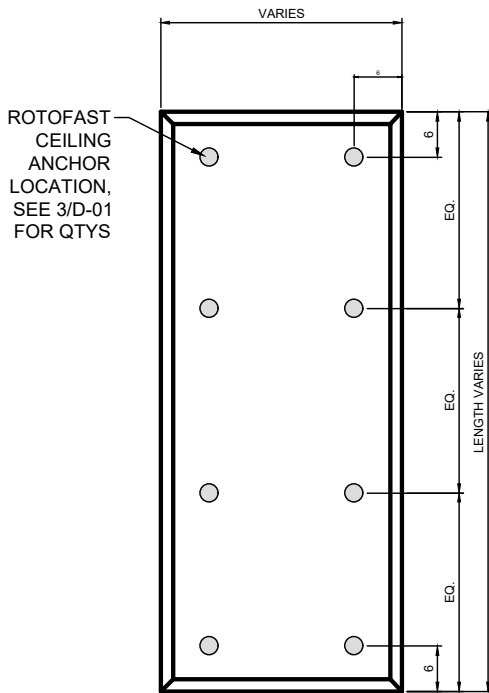


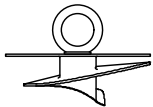
Fabric Wrapped Ceiling Cloud

DESCRIPTION: Installation of Fabric Wrapped Ceiling Clouds with Tie Wire and Rotofast Anchors

Secure eye hooks, wire or other hardware as provided by installer into ceiling substrate. Secure tie wire to mounting provisions on the back of the ceiling cloud panel and to the hardware installed in the ceiling substrate.



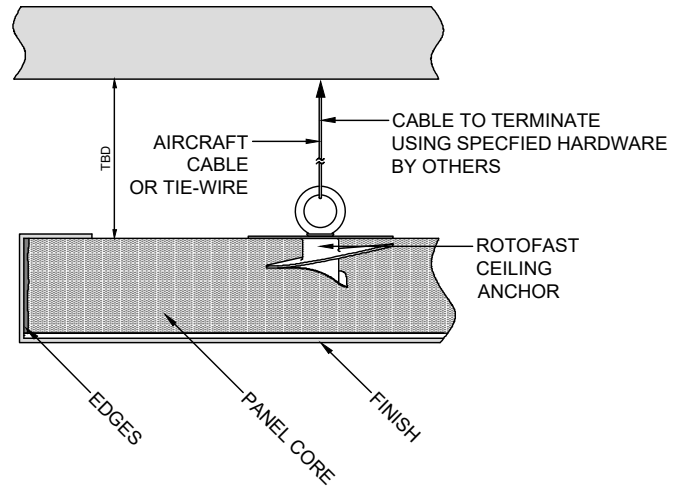
1
D-01
ROTOFAST CEILING ANCHOR ATTACHMENT
SCALE: NA



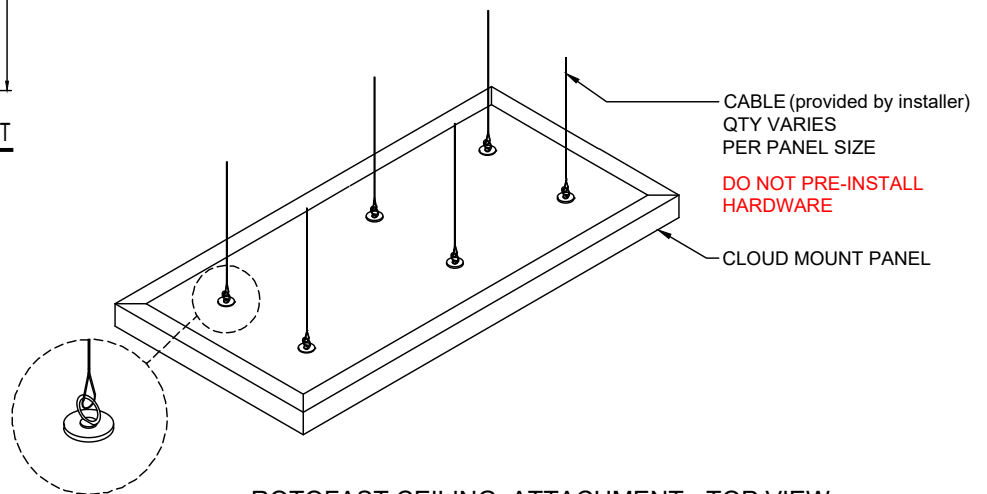
ROTOFAST QTY GUIDE

PANEL SIZE	# OF ANCHORS
2' X 4'	4
4' X 4'	4
4' X 8'	8

3
D-01
ROTOFAST CEILING ANCHORS
SCALE: NA



2
D-01
ROTOFAST CLOUD MOUNT ATTACHMENT
SCALE: NA



4
D-01
ROTOFAST CEILING ATTACHMENT - TOP VIEW
SCALE: NA

Please Note: These installation instructions are given as a general guide to avoid common errors. Installer should follow best practices for construction and workmanship. Acoustical Solutions bears no responsibility for installation or contractor selection. Please contact a sales representative if you have questions, concerns or specific project requirements.

Be sure to inspect materials upon delivery. Please note any damage on the delivery ticket and notify Acoustical Solutions immediately. Materials should be stored in original packing in a clean, climate controlled environment free of moisture. Installation should not commence until building is enclosed and under standard occupancy conditions and surfaces are of clean, acceptable condition and properly prepared. Installation is best done at the end of a construction project. Do not install materials of unacceptable quality.

