




## ALPHAENVIRO<sup>®</sup> PVC ACOUSTIC PANELS COLOR CHART




Red



Yellow



Blue




Green



Burgundy




Beige



Gray



Black



White

While we make every effort to make sure the colors you see here are accurate, colors may vary depending on your screen resolution and settings. If you need a specific color sample, please contact a sales representative.



## ALPHAENVIRO<sup>®</sup> PVC ACOUSTIC PANELS COLOR CHART

### PVC COMPOSITE FIRE TEST DATA (PVC/FIBERGLASS)

Class A per ASTM E84	Flame Spread	Smoke Developed
25/0/50	20	25

### PVC TECHNICAL SUPPORT

Reproduction of actual color is limited by the printing process. A sample request of selected color is recommended.

Dye lots may vary. Additional colors may be available, subject to minimum quantities. All products are custom manufactured and are not subject to return.

PVC should be kept out of direct sunlight and must be kept above freezing temperatures to prevent premature degrading of the vinyl.

Due to the manufacturing process of the PVC, it is not uncommon to see a mosaic look or sheen variance in the film.

### PVC CLEANING INSTRUCTIONS

PVC may be cleaned with a low concentration of a mild soap in water. The solution should be applied with a sponge or soft cloth with a gentle rubbing action. Cleaners with abrasives such as scouring powders or steel wool should be avoided. Also, cleaners that contain ketones, kerosene, or petroleum products must not be used.

If a PVC encapsulated product should become ripped or torn, it can easily be repaired with a matching PVC repair tape. If PVC tape is not available, then a clear packaging tape will work very well. As with all tapes, it is extremely important that the surface be clean and dry. When applying the tape, a sufficient amount of pressure must be used to ensure proper adhesion.

