



GUILFORD OF MAINE ANCHORAGE FABRIC COLOR CHART



WHITE
2664



BIRCH
2129




VANILLA
2130



ANGORA
2035



GOOSE
2049




SLATE
2017



WOLF
2027



QUARRY BLUE
2026



WATERFALL
2691



POOL
2842




EUCALYPTUS
2047



CUMIN
2050



GREEN APPLE
2087




WILLOW
2028




FERN
2840



SUNSHINE
2082




STRAW
2034



GOLDENROD
2090




LEMON
2839



PUMPKIN
2021



GERANIUM
2084



POPPY
2091




RED DELICIOUS
2014



MULBERRY
2044




AUBERGINE
2036



ASTEROID
2053




FOSSIL
2093



GRAPHITE
2079



COFFEE BEAN
2083



ONYX
2016

While we make every effort to make sure the colors you see here are accurate, colors may vary depending on your screen resolution and settings. Samples may be requested through the website.





GUILFORD OF MAINE ANCHORAGE FABRIC COLOR CHART




LAPIS
2094



THISTLE
2085



COBALT
2045



MIDNIGHT
2025



ORCHID
2843



TURQUOISE
2641



PINE NEEDLE
2022



DEEP WATER
2051

While we make every effort to make sure the colors you see here are accurate, colors may vary depending on your screen resolution and settings. Samples may be requested through the website.

