


## GUILFORD OF MAINE ANCHORAGE FABRIC COLOR CHART




**ANGORA**  
2035




**ASTEROID**  
2053



**AUBERGINE**  
2036



**BIRCH**  
2129



**COBALT**  
2045



**COFFEE BEAN**  
2083




**CUMIN**  
2050




**DEEP WATER**  
2051



**EUCALYPTUS**  
2047



**FERN**  
2840



**FOSSIL**  
2093




**GERANIUM**  
2084




**GOLDENROD**  
2090




**GOOSE**  
2049



**GRAPHITE**  
2079



**GREEN APPLE**  
2087




**LAPIS**  
2094




**LEMON**  
2839




**MIDNIGHT**  
2025




**MULBERRY**  
2044



**ONYX**  
2016



**ORCHID**  
2843




**PINE NEEDLE**  
2022



**POOL**  
2842




**POPPY**  
2091



**PUMPKIN**  
2021



**QUARRY BLUE**  
2026



**RED DELICIOUS**  
2014



**SHADOW**  
6694



**SLATE**  
2017

While we make every effort to make sure the colors you see here are accurate, colors may vary depending on your screen resolution and settings. Samples may be requested through the website.



**GUILFORD OF MAINE ANCHORAGE FABRIC COLOR CHART**



**STRAW**  
2034



**SUNSHINE**  
2082



**THISTLE**  
2085



**TURQUOISE**  
2641



**VANILLA**  
2130



**WATERFALL**  
2691



**WHITE**  
2664



**WILLOW**  
2028



**WOLF**  
2027

While we make every effort to make sure the colors you see here are accurate, colors may vary depending on your screen resolution and settings. Samples may be requested through the website.

